










Implantation Groupe Sica Atlantique

En m ²	Ext. GPMLR	A.O.T.	Total
 Sica Atlantique La Pallice	173 560	89 650	263 210
 Sica Atlantique T. Charente	216 930	0	216 930
 ATENA	0	90 820	90 820
 EVA	0	257 800	257 800
 SISP	83 540	34 650	118 190
 Agence Maritime Thomas	0	0	0
 Allfast-Shipping	0	640	640
 ATOL	0	0	0
 Envirocat Atlantique	2 000	0	2 000
	476 030	473 560	949 590

Fonds de carte - Source GPMLR

